

4" Round Power Feed Canopy

Monorail Wall single circuit 4" Round Power Feed Canopy mounts on the wall behind the Monorail Wall run. It is mounted to a standard 4" square electrical box with plaster ring and connects to the low voltage leads from the single feed remote transformer. Dimmable with standard dimmer.

General Requirements:

Must be used with a remote single feed transformer.

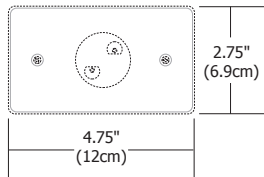

Finish:

Satin Nickel or Polished Nickel

Weight:

.95lb (.43kg)

System	Type	Finish
MWP	4RD	SN
MWP Monorail Wall Power Feed Canopy	4RD 4.3" (10.9cm) Round	SN Satin Nickel PN Polished Nickel



3" Rectangular Power Feed Canopy

Monorail Wall single circuit 3" Rectangular Power Feed Canopy mounts on the wall behind the Monorail Wall run. It is mounted to a standard rectangle electrical gang box and is connected to the low voltage leads from the single feed remote transformer. Dimmable with standard dimmer.

General Requirements:

Must be used with a remote single feed transformer.

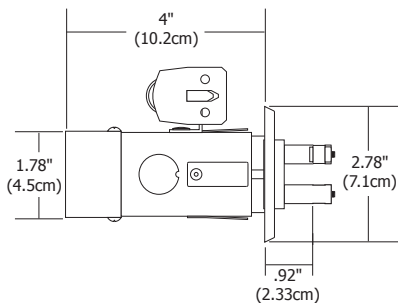
Finish:

Satin Nickel or Polished Nickel

Weight:

.95 lb (.43 kg)

System	Type	Finish
MWP	3RE	SN
MWP Monorail Wall Power Feed Canopy	3RE 2.75" x 4.75" (7cm x 12.1cm)	SN Satin Nickel PN Polished Nickel



2" Square Power Feed Canopy

Monorail Wall single circuit 2" Square Power Feed Canopy mounts on the wall behind the Monorail Wall run. It is mounted to the 2", 3.5" deep electrical box with mounting bars (included) and is connected to the low voltage leads from the single feed remote transformer. Dimmable with standard dimmer.

General Requirements:

Must be used with a remote single feed transformer.

Finish:

Satin Nickel or Polished Nickel

Weight:

1.35 lb (.61 kg)

System	Type	Finish
MWP	2SQ	SN
MWP Monorail Wall Power Feed Canopy	2SQ 2.78" (7.1cm) Square	SN Satin Nickel PN Polished Nickel

PROJECT:

FIXTURE TYPE:

DATE: