

**90° Curve**

Pre-Bent 90° Curve in 12" (30.5cm), 24" (61cm), 36" (91.4cm), 48" (122cm) or 60" (152.4cm) radius options offer versatility for numerous applications. Rated for maximum of 25 amps (300 watts at 12 volts, 600 watts at 24 volts). A pair of conductive connectors is included with each piece to connect other Monorail sections. Satin nickel, polished nickel or antique bronze finish with clear insulator.

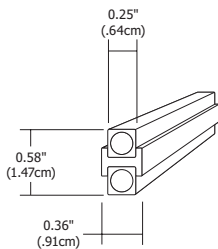
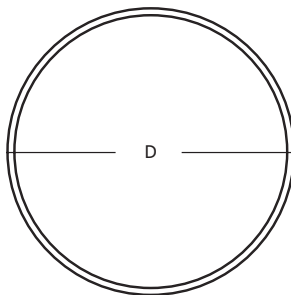
**Weight:**

- 12R - .49 lb (.22 kg)
- 24R - .98 lb (.45 kg)
- 36R - 1.47 lb (.67 kg)
- 48R - 1.96 lb (.89 kg)
- 60R - 2.45 lb (1.12 kg)

**Standoffs Required:**

- 12 - 2
- 24 - 2
- 36 - 2
- 48 - 3
- 60 - 3

System	Radius (R)	Finish
<b>M</b>	<b>12R</b>	<b>SN</b>
M Monorail	<b>12R</b> 12" (30.5cm) Radius <b>24R</b> 24" (61cm) Radius <b>36R</b> 36" (91.4cm) Radius <b>48R</b> 48" (122cm) Radius <b>60R</b> 60" (152.4cm) Radius	<b>SN</b> Satin Nickel <b>PN</b> Polished Nickel <b>BZ</b> Antique Bronze



**Circle**

Pre-Bent Circle features clean simple shapes for versatile applications. Rated for maximum of 25 amps (300 watts at 12 volts, 600 watts at 24 volts). Pair of conductive and isolating connectors included. Satin nickel, polished nickel or antique bronze finish with clear insulator.

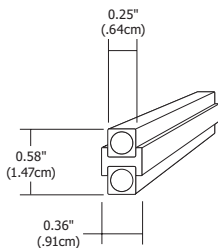
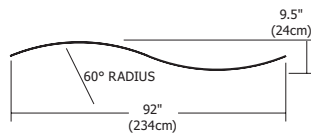
**Weight:**

- 24C - 1.96 lb (.89 kg)
- 36C - 2.95 lb (1.34 kg)
- 48C - 3.93 lb (1.78 kg)
- 60C - 4.91 lb (2.23 kg)
- 72C - 5.89 lb (2.67 kg)
- 84C - 6.87 lb (3.12 kg)
- 96C - 7.85 lb (3.56 kg)
- 108C - 8.84 lb (4.01 kg)
- 120C - 9.82 lb (4.46 kg)

**Standoffs Required**

- 24 - 3    84 - 8
- 36 - 4    96 - 9
- 48 - 5    108 - 10
- 60 - 6    120 - 11
- 72 - 7

System	Diameter (D)	Finish
<b>M</b>	<b>24C</b>	<b>SN</b>
M Monorail	<b>24C</b> 24" (61cm) Circle <b>36C</b> 36" (91.4cm) Circle <b>48C</b> 48" (122cm) Circle <b>60C</b> 60" (152.4cm) Circle <b>72C</b> 72" (182.9cm) Circle <b>84C</b> 84" (213.4cm) Circle <b>96C</b> 96" (243.8cm) Circle <b>108C</b> 108" (274.3cm) Circle <b>120C</b> 120" (304.8cm) Circle	<b>SN</b> Satin Nickel <b>PN</b> Polished Nickel <b>BZ</b> Antique Bronze



**S Curve**

Pre-Bent S Curve with 60° radius and 92" (234cm) linear length features a distinct design ideal for numerous applications. Rated for maximum of 25 amps (300 watts at 12 volts, 600 watts at 24 volts). Includes a pair of conductive connectors and two pairs of end caps. Satin nickel, polished nickel or antique bronze finish with clear insulator.

**Weight:**

- 2.5 lb (1.13 kg)

**Standoffs Required**

- 3

System	Length	Finish
<b>M</b>	<b>92S</b>	<b>SN</b>
M Monorail	<b>92S</b> 92" (234cm) S Curve	<b>SN</b> Satin Nickel <b>PN</b> Polished Nickel <b>BZ</b> Antique Bronze

PROJECT: \_\_\_\_\_ FIXTURE TYPE: \_\_\_\_\_ DATE: \_\_\_\_\_