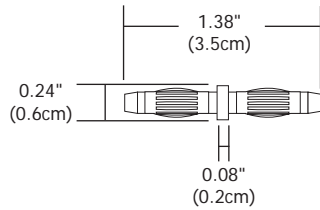


**Monorail 2 Circuit Straight Isolating Connectors**

Isolating connectors physically join and electrically isolate two Monorail 2 Circuit sections. All dual power feed canopies include a set of isolating connectors to isolate the power feeds. Clear finish.

**Weight:**  
.01 lb (.005 kg)

System	Type
<b>M2C</b>	<b>SI</b>
M2C Monorail 2 Circuit Connector	SI Straight Isolating

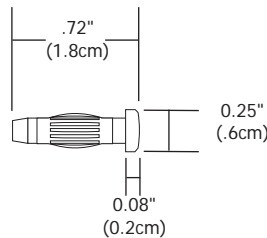


**Monorail 2 Circuit Connectors Straight Conductive**

Conductive connectors physically join and electrically conduct two Monorail 2 Circuit sections. One set included with each piece of Monorail. Purchase separately if 2 Circuit Monorail is to be cut and rejoined. Satin nickel, polished nickel or antique bronze finish.

**Weight:**  
.01 lb (.005 kg)

System	Type	Finish
<b>M2C</b>	<b>SC</b>	<b>SN</b>
M2C Monorail 2 Circuit Connector	SC Straight Conductive	SN Satin Nickel PN Polished Nickel BZ Antique Bronze

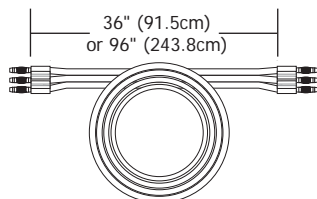


**Monorail 2 Circuit End Caps**

End caps push into the ends of Monorail 2 Circuit runs for a finished look. One set required for each end. Satin nickel, polished nickel or antique bronze finish.

**Weight:**  
.01 lb (.005 kg)

System	Type	Finish
<b>M2C</b>	<b>CA</b>	<b>SN</b>
M2C Monorail 2 Circuit Connector	CA End Caps	SN Satin Nickel PN Polished Nickel BZ Antique Bronze



**Monorail 2 Circuit Monorail End Adjustable Connector**

Comprised of 2 Monorail end power connectors with 36 inches or 96 inches of adjustable cable (clear coated) in between to power one Monorail 2 Circuit from the other. Can also be used as a power feed to the Monorail 2 Circuit from a surface mount transformer. Satin nickel, polished nickel, or antique bronze finish.

**Weight:**  
.01 lb (.005 kg)

System	Type	Length	Finish
<b>M2C</b>	<b>ME</b>	<b>36</b>	<b>SN</b>
M2C Monorail 2 Circuit Connector	ME Monorail End Connector	36 36" (91.5cm) 96 96" (243.8cm)	SN Satin Nickel PN Polished Nickel BZ Antique Bronze

PROJECT:

FIXTURE  
TYPE:

DATE: