

# DOT LED 1W, 12V AC/DC



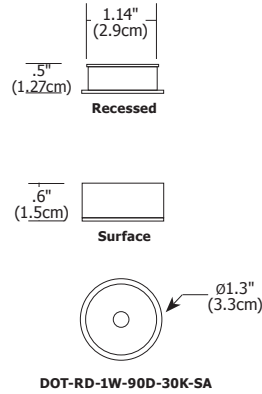
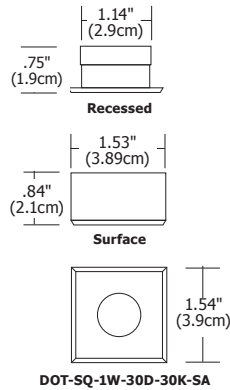
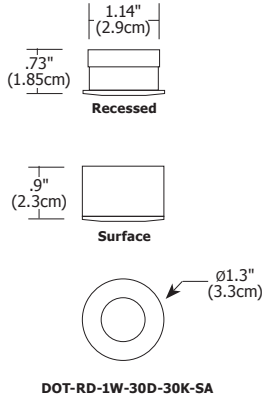
DOT-RD-1W-30D-30K-SA



DOT-SQ-1W-30D-30K-SA



DOT-RD-1W-90D-30K-SA



## Description:

Recessed or surface-mount (using surface-mount collar provided), the Dot LED features solid aluminum construction and uses only 1 watt of warm white LED light. Ideal for cabinet illumination, the tiny but powerful round or square fixture provides a 30 degree beam spread. Round version is also available with a 90 degree beam spread. Includes 36" cord/plug port, wire clips and screws. Fixture plugs into 4- or 8-port hub, which distributes the low voltage power from LED power source. Fixtures use 12VAC or 12VDC power supplies.

## Finish:

Satin Aluminum

## Lamp Specification:

**LED:** 1 Watt Cree, 12V (AC or DC)  
3000K, 80+CRI; 50,000 hour lamp life

## Dimming Information:

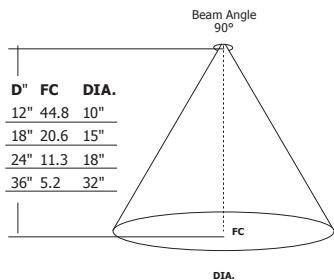
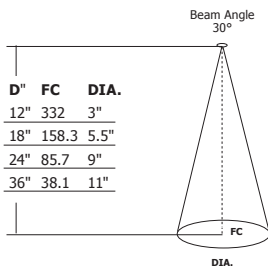
Not Dimmable

## Power Supply:

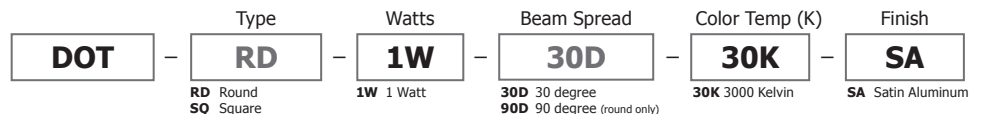
Hardwired: **TEB-60L-12DC** and **TE-60L-12** (AC)  
Plug-In: **TEB-60L-12DC-P** and **TE-60L-12AC-P**

## Weight:

.5 lb (0.23 kg)



D - Distance from DOT LED fixture  
FC - Initial footcandle at the center of beam  
DIA - Diameter



PROJECT:


FIXTURE  
TYPE:

DATE:

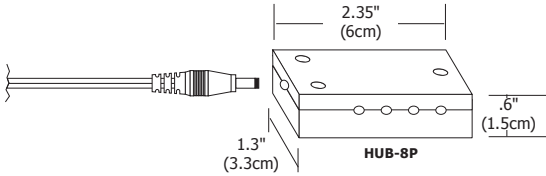
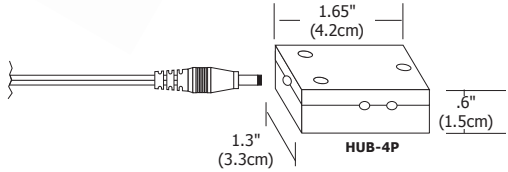
# POWER HUB FOR PUCKS & DOTS

REV.07.07.11

8 Port Hub shown



6 foot cord connects to LED power source



## Description:

The 4 port Hub distributes the 12V AC/DC low voltage power from LED transformer to a combination of 1 to 4 LED Puck or Dot lights. The 8 port Hub distributes the 12V AC/DC low voltage power from LED transformer to a combination of 1 to 8 LED Puck or Dots lights. Includes 6 foot Power Feed Connector Cord and 3 clips.

Product	Type
<b>HUB</b>	<b>4P</b>
HUB Power Hub	4P 4 Port 8P 8 Port



## 12 Ft. Hub Extension Cord and Hub Connector

The 12 ft extension cord extends the Hub power cord or the Puck and Dot fixture cord. Includes 3 WC-1 wire clips. Use HUB-HUB-12 to link multiple Hubs together.

Product	Type	Length
<b>HUB</b>	<b>EC</b>	<b>12</b>
HUB Power Hub	EC Extension Cord HUB Hub to Hub	12 12 Feet



## Wire Clips

Wire Clips keep wires organized. Secure with screws or double-sided tape (included). 3 wire clips provided for each fixture. Also sold separately.

Product	Type
<b>WC</b>	<b>1</b>
WC Wire Clip	1 Standard

PROJECT:

FIXTURE  
TYPE:

DATE:



### Electronic 60 Watt AC Transformer with Rectangle Canopy Cover

TE-60L-12 Electronic 60 Watt 12 Volt AC hard wire fits inside single gang electrical box covered with a white 3" rectangular canopy, powering the Dots and Pucks.

Product	Wattage	Voltage	Type	Finish
<b>TE</b>	<b>60L</b>	<b>12AC</b>	<b>3RE</b>	<b>WH</b>
TE Transformer Electronic	60L 60 Watt LED	12AC 12 Volt AC	3RE 3 Inch Rectangle Canopy Cover	WH White



### Electronic 60 Watt LED AC Transformer Plug-In

Plug-In version of the TE-60L-12 Electronic 60 Watt 12 Volt AC Transformer includes 10 ft of cord and DC Connector to plug into the HUB-4P or HUB-8P powering the Dots and Pucks.

Product	Wattage	Voltage	Type
<b>TE</b>	<b>60L</b>	<b>12AC</b>	<b>P</b>
TE Transformer Electronic	60L 60 Watt LED	12AC 12 Volt AC	P Plug In



### Electronic 60 Watt LED AC Transformer

TE-60L-12 Electronic 60 Watt 12 Volt AC Transformer fits inside single gang, rectangular electrical box for powering the Dots and Pucks.

Product	Wattage	Voltage
<b>TE</b>	<b>60L</b>	<b>12</b>
TE Transformer Electronic	60L 60 Watt LED	12 12 Volt AC



### 3" Rectangle and 4" Round Canopy Cover

The white rectangle or round canopy cover conceals the TE-60L-12 LED transformer (sold separately) inside a single gang box to power Dots and Pucks.

Product	Finish
<b>3RE</b>	<b>WH</b>
3RE 3 Inch Rectangle Canopy Cover	WH White
4RD 4 Inch Round Canopy Cover	

PROJECT:

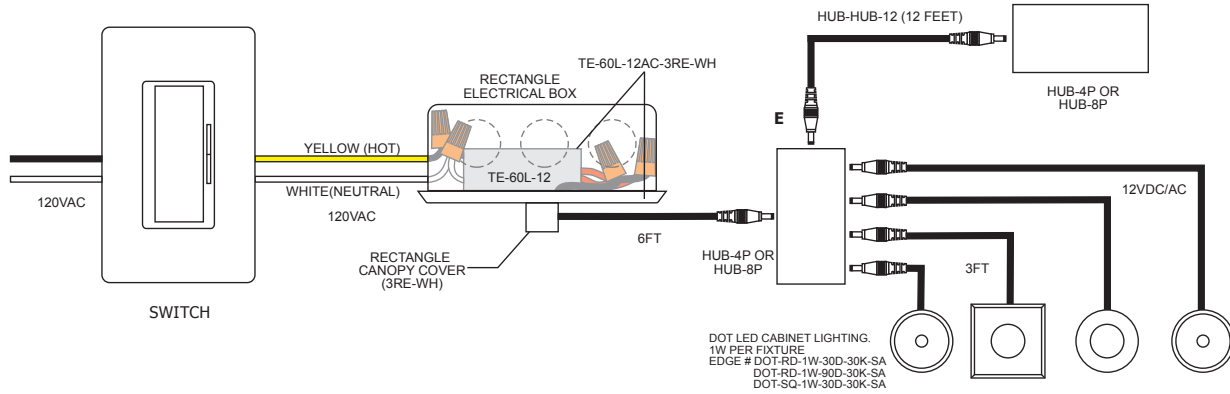
FIXTURE  
TYPE:

DATE:

**Application:** Wiring Diagram for 4 Dot LED fixtures

**Power Supply:** 60 watt, 120 volt input, 12 volt AC output **TE-60L-12**

**Dimming:** Not Dimmable

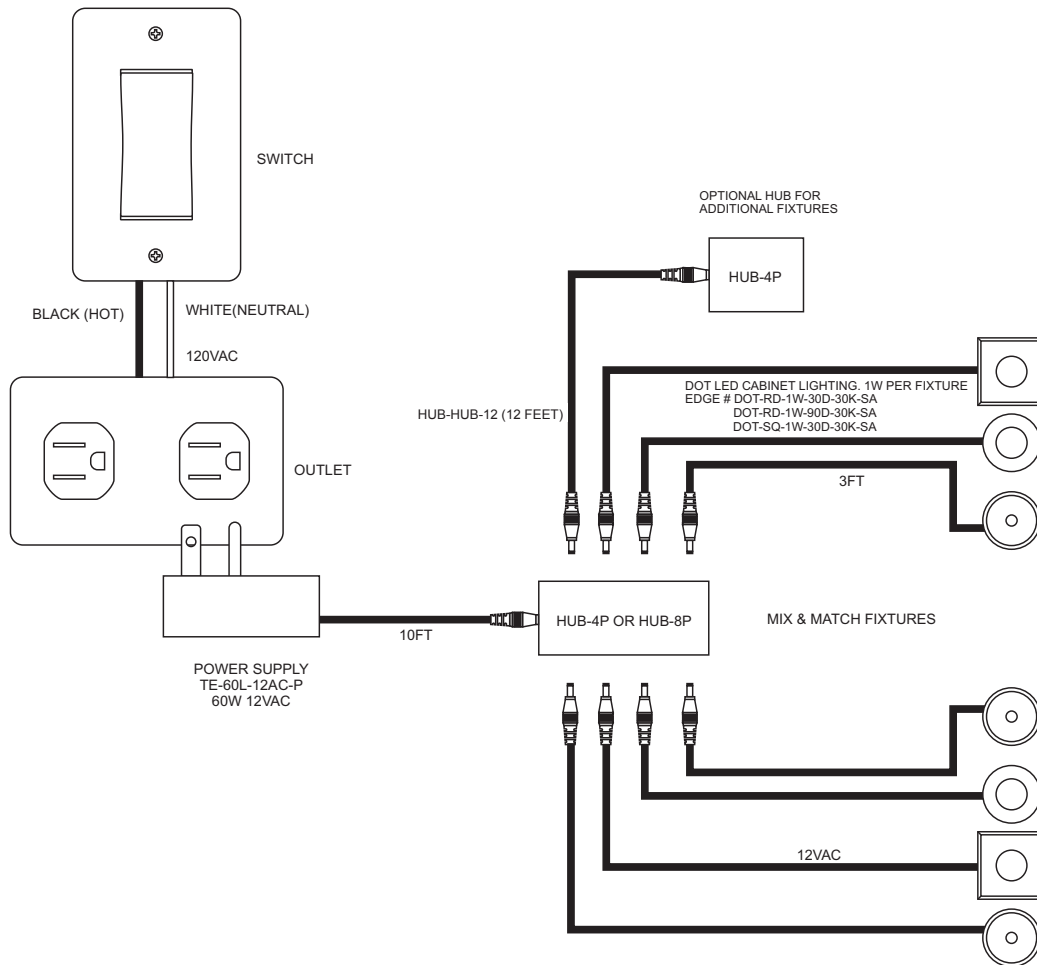


PROJECT:

FIXTURE TYPE:

DATE:

- Application:** Wiring diagram for 7 Dot LED fixtures
- Power Supply:** 60 watt, 120 volt input, 12 volt AC output **TE-60L-12AC-P**
- Dimming:** Not Dimmable



PROJECT:

FIXTURE TYPE:

DATE:



**Description:**

LED power supplies transform and regulate power from a line voltage power source into low voltage power for use with LED lighting. The TEB-60L-12DC power supply accepts input voltage of 120 volts AC and outputs 12 volts DC power up to 60 watts. Minimum load 15 watts. The aluminum enclosure with service shutoff switch allows electrical connections to be made inside the box. Knockouts are provided for use with 1/2" conduit. Comes with on/off switch and may also be ordered with a 6 foot cord/plug.

**Applications:**

Indoor

**Power Input:**

120 volts AC, 60Hz

**Power Output:**

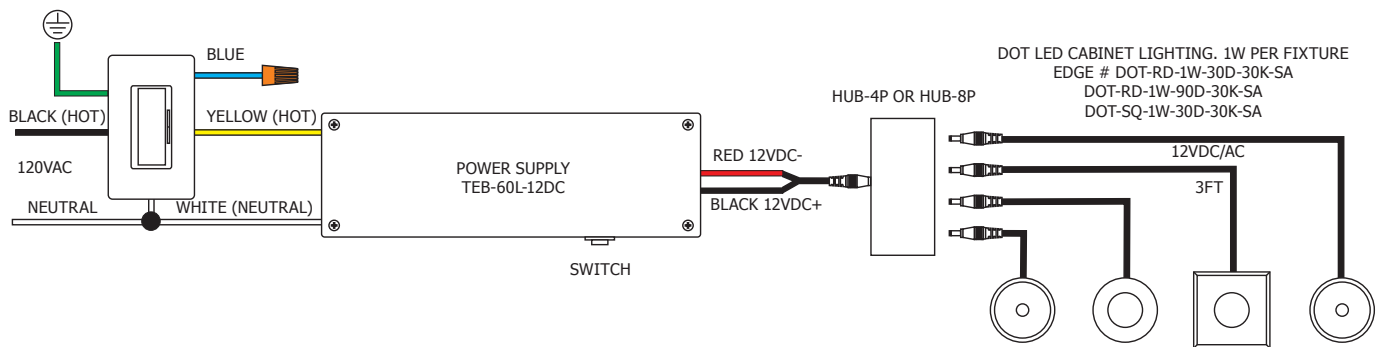
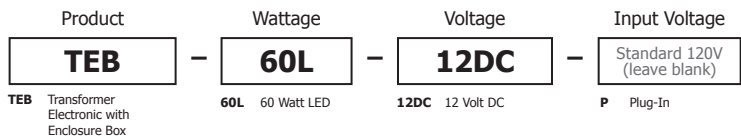
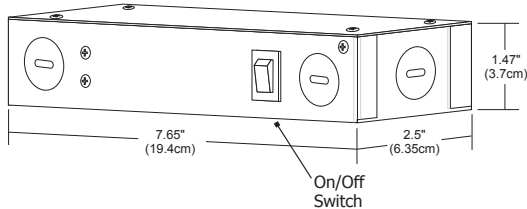
12 volts DC 4.8A 60 watt maximum

**Dimensions:**

7.65" x 2.5" x 1.47"

**Dimmer Type:**

Not Dimmable



PROJECT:

FIXTURE TYPE:

DATE: