















PRODUCT	POWER SUPPLY	DIMMERS				*KEY*
		Lutron Diva	Lutron Skylark	Lutron Maestro	Lightolier Sunrise	Filled-No Dimming  Empty-Dims to No Light 
		 <p>ELECTRONIC MODELS p/n: DVELV-300P Single-Pole preset dimmer Electronic low voltage 120v-60Hz 300W</p> <p>MAGNETIC MODELS p/n: DVLV-600P Single-Pole preset dimmer Magnetic low voltage 120v-60Hz 600VA/450W</p>	 <p>ELECTRONIC MODELS p/n: SELV-300P Single-Pole Preset Dimmer Electronic Low Voltage 120V-60Hz 300W</p> <p>MAGNETIC MODELS p/n: SLV-600P Single-Pole Preset Dimmer Magnetic Low Voltage 120V-60Hz 600VA/450W</p>	 <p>ELECTRONIC MODELS p/n: MAELV-600 Multi-Location Dimmer Electronic Low Voltage 120V-60Hz 600W</p> <p>MAGNETIC MODELS p/n: MALV-1000-WH Magnetic Low Voltage 120V-60Hz 1000VA/800W</p>	 <p>ELECTRONIC MODELS p/n: ZP260QEW Quiet Electronic (QE) slide dimmer, Multi-Location Control 260W 120VAC 60Hz</p> <p>MAGNETIC MODELS p/n: ZP600VA Magnetic low voltage 120V-60Hz 600W</p>	
 <p>Atlas</p>	<p>EDGE Lighting TE-60L-12 (electronic)</p>  <p>in: 120V 50/60Hz out: 11.5 VAC 60W MAX 5A</p>	<p>0/100 dims to 0% of full light output</p> <p>25 75</p> <p>50</p>	<p>0/100 dims to 0% of full light output</p> <p>25 75</p> <p>50</p>	<p>0/100 dims to 0% of full light output</p> <p>25 75</p> <p>50</p>	<p>0/100 dims to 0% of full light output</p> <p>25 75</p> <p>50</p>	
 <p>Atlas</p>	<p>EDGE Lighting MT-150-12 (magnetic)</p>  <p>in: 120VAC 50/60Hz out: 12VAV 150VAC MAX 12.5A</p>	<p>0/100 dims to 0% of full light output</p> <p>25 75</p> <p>50</p>	<p>0/100 dims to 1% of full light output</p> <p>25 75</p> <p>50</p>	<p>0/100 dims to 1% of full light output</p> <p>25 75</p> <p>50</p>	<p>0/100 dims to 0% of full light output</p> <p>25 75</p> <p>50</p>	
 <p>Atlas</p>	<p>T-150-12 (magnetic)</p>  <p>in: 120VAC 50/60Hz out: 12VAC 150W MAX 12.5A</p>	<p>0/100 dims to 1% of full light output</p> <p>25 75</p> <p>50</p>	<p>0/100 dims to 1% of full light output</p> <p>25 75</p> <p>50</p>	<p>0/100 dims to 0% of full light output</p> <p>25 75</p> <p>50</p>	<p>0/100 dims to 1% of full light output</p> <p>25 75</p> <p>50</p>	
 <p>Atlas</p>	<p>EDGE Lighting MT-300-12 (magnetic)</p>  <p>in: 120VAC 50/60Hz out: 12VAC 300VAC MAX 25A</p>	<p>0/100 dims to 1% of full light output</p> <p>25 75</p> <p>50</p>	<p>0/100 dims to 1% of full light output</p> <p>25 75</p> <p>50</p>	<p>0/100 dims to 1% of full light output</p> <p>25 75</p> <p>50</p>	<p>0/100 dims to 1% of full light output</p> <p>25 75</p> <p>50</p>	