

S5-S7 SHADES

ACCESSORIES FOR HEADS

DESIGNED BY GREGORY KAY

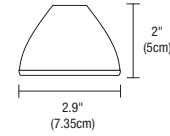
REV 12.31.18

S5 BIG SHADE

Big, Solid Metal Shade fits on Low Rider and holds a Single Lens or Louver using a Snap Louver Lens Holder (included), up to 50 watt MR16.




LOW RIDER



Accessory	Finish
S5 S5 Big Shade	SN Satin Nickel PN Polished Nickel BZ Antique Bronze

S6 ROUND SHADE

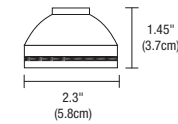
Round Metal Shade fits on Chopper or Vespa and holds two Lenses or a combination of a Louver and Lens using the attached Louver Lens Holder, up to 37 watt IR MR16.



CHOPPER



VESPA



Accessory	Finish
S6 S6 Round Shade	SN Satin Nickel PN Polished Nickel BZ Antique Bronze BK Black

S7 ROUND MESH SHADE

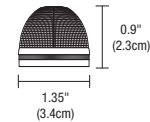
Round Mesh Shade fits on Chopper or Vespa and holds two Lenses or a combination of a Louver and Lens using the attached Louver Lens Holder, up to 75 watt MR16.



CHOPPER



VESPA



Accessory	Finish
S7 S7 Round Mesh Shade	PN Polished Nickel BZ Antique Bronze BK Black

LABELS

Assembled in America



PROJECT	FIXTURE TYPE	DATE
---------	--------------	------